

# EXPERIENCE Hidden Defenses of Apaca Point




**YOUR NATIONAL PARK** Student Name: \_\_\_\_\_

*Apaca Point is a historical site from the World War II era, known for its natural beauty and intricate Japanese defensive fortifications.*

*Read the signs located around the park to answer the following questions.*

1. How were the pillboxes constructed? \_\_\_\_\_  
\_\_\_\_\_
2. How were the pillboxes camouflaged? \_\_\_\_\_  
\_\_\_\_\_

*Learn more by using the War in the Pacific National Historical Park's mobile web app at [wapa.toursphere.com](http://wapa.toursphere.com) or call the cell phone audio tour at 866-418-3963. Press 4 to hear about Apaca Point's history. Listen and answer the questions below:*




3. Who did the Japanese force to build the pillboxes?  
\_\_\_\_\_  
\_\_\_\_\_
4. According to Japanese Lieutenant Colonel Takeda, how did the 38<sup>th</sup> Infantry Regiment plan to respond if the U.S. Marines Corps reached the shoreline?  
\_\_\_\_\_  
\_\_\_\_\_

*Take a closer look at the pillbox and invasion beach. Then answer the following questions.*

5. Why do you think the pillboxes were built facing the reef at an angle? \_\_\_\_\_  
\_\_\_\_\_  
\_\_\_\_\_
6. How do you think the Japanese soldiers felt as they watched the US landing ships fill the horizon?  
\_\_\_\_\_  
\_\_\_\_\_  
\_\_\_\_\_
7. What do you think the conditions were like for the Japanese soldiers hidden inside the pillboxes? \_\_\_\_\_  
\_\_\_\_\_  
\_\_\_\_\_  
\_\_\_\_\_



This publication was provided by:



**PACIFIC HISTORIC PARKS**  
\* Remember \* Honor \* Understand \*

# EXPERIENCE Hidden Defenses of Apaca Point

## YOUR NATIONAL PARK Answer Sheet

**\*\* Special note:** If tides are high shoes may get wet while exploring the pillbox.

Apaca Point is a historical site from the World War II era, known for its natural beauty and intricate Japanese defensive fortifications.

Read the signs located around the park to answer the following questions.

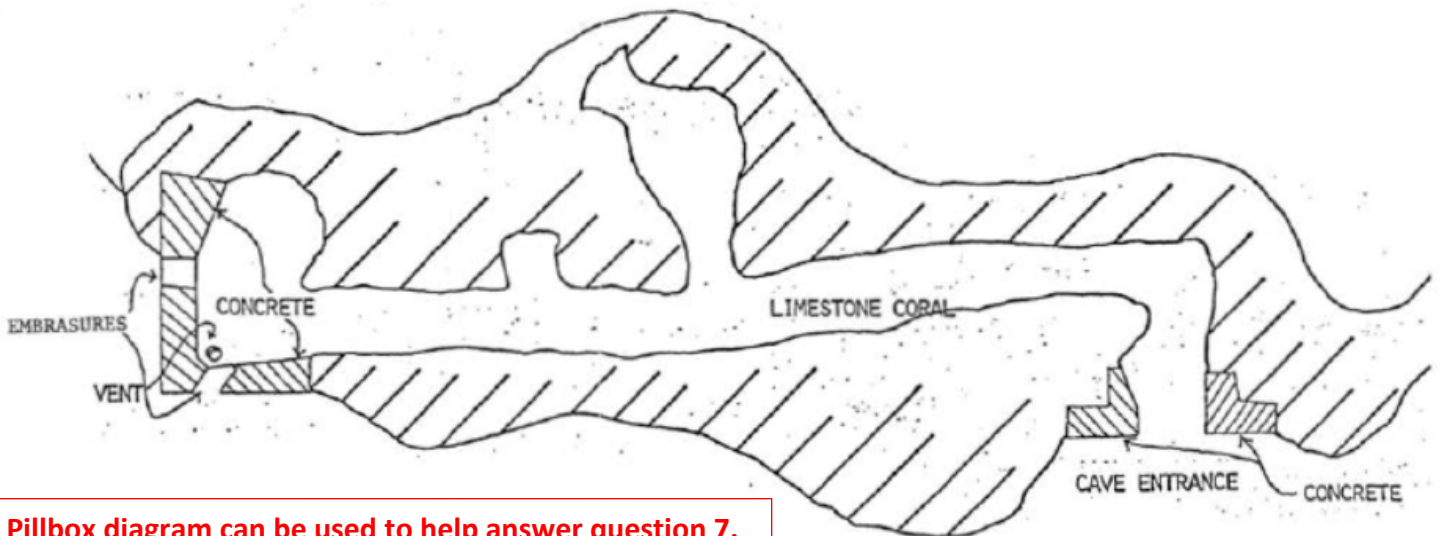
1. How were the pillboxes constructed? **They were carved into limestone rock, and fortified with concrete.**
2. How were the pillboxes camouflaged? **Rocks were set into the pillbox's concrete walls.**

Learn more by using the War in the Pacific National Historical Park's mobile web app at [wapa.toursphere.com](http://wapa.toursphere.com) or call the cell phone audio tour at 866-418-3963. Press 4 to hear about Apaca Point's history. Listen and answer the questions below:

3. Who did the Japanese force to build the pillboxes? **CHamoru & Koreans Laborers**
4. According to Japanese Lieutenant Colonel Takeda, how did the 38<sup>th</sup> Infantry Regiment plan to respond if the U.S. Marines Corps reached the shoreline? **They would carry out a counter attack in the direction of the ocean before the Marines could secure a foothold.**

Take a closer look at the pillbox and invasion beach. Then answer the following questions.

5. Why do you think the pillboxes were built facing the reef at an angle? **A side-angle view allowed the soldiers posted at the gun ports to have greater vision of the reef and the enemy.**
6. How do you think the Japanese soldiers felt as they watched the US landing ships fill the horizon? **Answers will vary – some may include: feeling scared; hopeless, determined, panicked**



**Pillbox diagram can be used to help answer question 7.**

7. What do you think the conditions were like for the Japanese soldiers hidden inside the pillboxes? **Answers will vary – students may mention poor nutrition, cramped spaces, poor lighting or visibility.**

This publication was provided by:



**PACIFIC  
HISTORIC  
PARKS**  
\* Remember \* Honor \* Understand \*